

Synthesis and Bronchodilator Studies of Some Novel 6-Alkyl/Aryl-1,2,4-Triazino[4,3-*c*]Quinazolines

Rajan Subramanian Kombu^{*1}, Raghu Prasad Mailavaram², Harikrishna Devalapally³, Prabhakar Marsanapalli Chinnappa², Rama Krishna Devarakonda⁴ and Raghu Ram Rao Akkinapally⁵

Medicinal Chemistry Research Division, University College of Pharmaceutical Sciences, Kakatiya University, Warangal, AP-506 009, India

Abstract: A series of alkyl- and aryl-1,2,4-triazino[4,3-*c*]quinazolines (**5a-h** and **8a-h**) were synthesized and characterized. The title compounds were evaluated for their *in vivo* bronchodilator activity on guinea pigs. All the test compounds exhibited good protection against histamine-induced bronchospasm. The structure-activity relationships based on the results obtained for these series were studied. Incorporation of an aryl ring with halo substitution to the theophylline bioisostere increases its potency. Among the compounds tested, **5b** was found to be the most potent with 88.7% protection against histamine-induced bronchospasm compared to the standard compound aminophylline (87.8%).

Keywords: Bronchodilators, Bioisostere, Structure activity relationship studies, 1,2,4-Triazino[4,3-*c*]quinazolines.

INTRODUCTION

Bronchial asthma is a chronic debilitating disease; in severe forms, it can even be life-threatening. It is, in general characterized by both bronchoconstriction and airway inflammation which leads to a bronchial hyperresponsiveness [1]. Despite a narrow therapeutic index, methylxanthines are the drugs of choice in asthma therapy.

Currently new tricyclic heterocyclic compounds designed on the basis of xanthine skeleton are being investigated with hopes of discovering bronchodilators with a wider margin of safety. While reviewing the recent perspectives in the design of antiasthmatic agents [2], we observed that different angularly fused heterocyclic ring systems like imidazoquinolines [3], imidazonaphthyridines [4], triazolothienopyrimidines [5], benzimidazoquinazolines [6], imidazoquinazolines [7], benzimidazolopyridopyrimidines [8], imidazothienopyrimidines [9] and triazinoquinazolines [10] are potentially useful compounds. Previous studies with respect to xanthine derivatives suggest that an increase in the lipophilicity of the xanthine derivatives enhances bronchodilatory activity,

irrespective of its side effect profile [11]. Based on these observations, a hypothetical model has been proposed (Fig. 1) with the following broad objectives: to develop xanthine-based but non-xanthine, new fused heterocycles, capable of exerting bronchodilatory effects similar to theophylline, to increase the potency and to minimize the undesirable CNS and cardiovascular effects.

To achieve these objectives, we tried synthesizing a novel series of heterofused quinazolines and tested for their bronchodilatory activity. Hence we are herewith reporting the synthesis of a set of novel 6-alkyl-1,2,4-triazino[4,3-*c*]quinazolines and 6-aryl-1,2,4-triazino[4,3-*c*]quinazolines as potential bronchodilators.

MATERIAL AND METHODS

General Methods

Melting points were determined in open capillaries on a Thermo-nik melting point apparatus (Mumbai, India) and were uncorrected. IR spectra (KBr) (ν_{\max} ; cm^{-1}) were recorded on a Perkin Elmer spectrophotometer (577 model). $^1\text{H-NMR}$ spectra were recorded on Bruker WM-400 spectrometer (in δ ppm) (Bruker, Flawil, Switzerland) using TMS as internal standard and mass spectra (EI-MS) on Jeol D-300 spectrometer at 70 eV. Elemental analyses were performed on Carlo-Erba 1108 elemental analyser (Heraeus, Hanau, Germany). Silica gel plates (Merck, Whitehouse station, NJ) were used to monitor the progress of the reaction, using chloroform-methanol as the mobile phase. All chemicals and reagents used in the synthesis were obtained from Sigma (Sigma-Aldrich, St. Louis MO), Lancaster (Alfa Aesar, Ward Hill, MA) or Spectrochem Pvt. Ltd. (Mumbai, India) and were used without further purification. The starting material, 2-alkyl- and 2-aryl-3,1-benzoxazin-4(3*H*)-ones (**1a-h**) were synthesized using known procedures [12, 13].

*Address correspondence to this author at the Case Western Reserve University, School of Medicine – WG48, 10900 Euclid Avenue, Cleveland, OH 44106, USA; Tel: 216-368-0912; Fax: 216-368-6560; E-mail: komburajan@yahoo.com; komburajan@case.edu

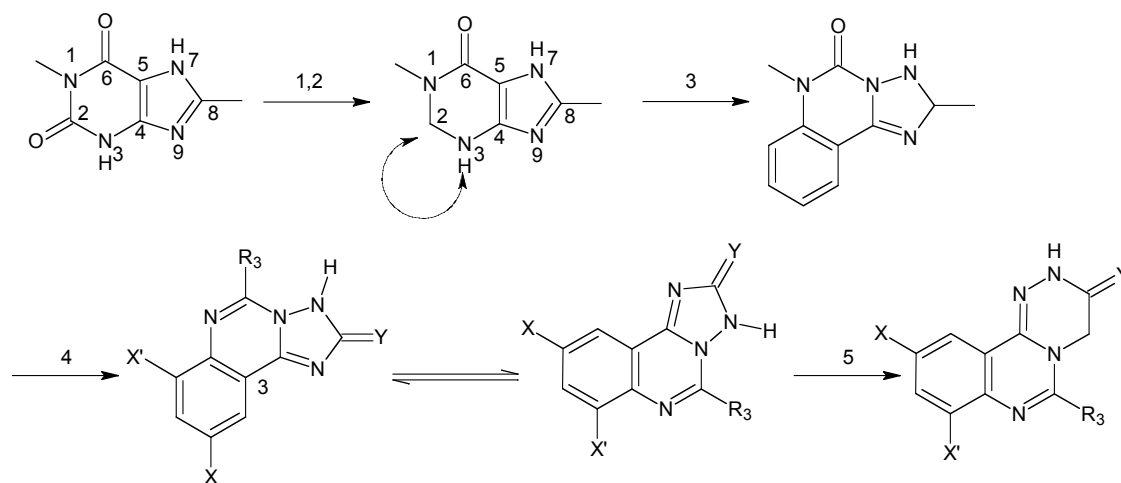
¹Present Address: Case Western Reserve University, School of Medicine – WG48, 10900 Euclid Avenue, Cleveland, OH 44106, USA

²Present Address: Shri Vishnu College of Pharmacy, Vishnupur, Bhimavaram, AP-534 202, India

³Present Address: SAIC-Frederick Inc., Nanotechnology Characterization Laboratory, National Cancer Institute at Frederick, MD 21702, USA

⁴Present Address: Covidien/Mallinckrodt Inc., Hazelwood, MO 63042, USA

⁵Present Address: Medicinal Chemistry Division, University Institute of Pharmaceutical Sciences, Panjab University, Chandigarh-160014, India



- 1) Replacement of N-3 nitrogen with carbon
- 2) Substitution of aromatic ring across C-2 and C-3 so as to enhance lipophilicity
- 3) Replacement of C-5 with isosteric nitrogen and introduction of double bond across 4-9 position
- 4) Introduction of oxo/thioxo group at C-8 and halo substitutions on aromatic ring
- 5) Replacement of triazolo ring with triazino ring

Fig. (1). Proposed hypothetical model towards the development of xanthine-based but non-xanthine heterocycles.

The synthesized compounds were characterized by their physical and spectral data and are given below. The *in vivo* bronchodilatory activity of 6-alkyl/aryl-3-oxo-[1,2,4]triazino[4,3-*c*]quinazolines is given in Table 1.

Chemistry

Synthesis of 2-Alkyl/Aryl-4-Oxo-3(4H)Quinazolinacetic Acids (2a-p)

The 2-alkyl/aryl-4-oxo-3(4H)-quinazolinacetic acids (**2a-p**), can be synthesized by two methods (Method A & B):

Method A: The appropriate alkyl benzoxazinone (**1a-h**; 0.01 mol) and glycine (0.01 mol) were ground and kept in a 50 ml beaker. To this mixture, 1-methoxy-2-(2-methoxyethoxy)ethane (2 ml) was added and the mixture was heated to 160-180 °C for 20-30 minutes. After the separation and evaporation of water from the mixture, the product was cooled down to 80 °C and ethanol (95%, 20 ml) was added through continuous trituration. The obtained product was filtered off and washed twice with cold ethanol (10 ml), once with water (50 ml), and again by ethanol (10 ml) under vacuum conditions. The product was dried and recrystallized from ethanol (95%) to yield a colorless pure product.

Method B: To the appropriate compound **3**, 1-benzoxazin-4(3H)-one (**1a-h**; 0.01 mol) in aqueous pyridine (50%), glycine (0.012 mol) was added and heated under reflux for 6 h. After this period, the excess pyridine was distilled off. The resulting residue was digested with hydrochloric acid (10%; 20 ml) for 2 h on a water bath. The obtained product was washed with small quantities of water and recrystallized from ethanol (95%) to yield a colorless product.

Sixteen quinazolinacetic acids (**2a-p**) were prepared through these methods. The R_f values were obtained from TLCs where, a chloroform/methanol mixture (3:1 v/v) was used as the mobile phase for compounds **2a-h**, and chloro-

form/ethyl acetate (1:1 v/v) was used as the mobile phase for compounds **2i-p**

2-Methyl-4-oxo-3(4H)-quinazolinacetic acid (2a) Yield: Method A: 1.74 g (80%); Method B: 1.52 g (70%). mp: 260-263 °C (d) (Lit. m.p. 260-263 °C) [14]. TLC R_f: 0.5. IR (KBr) cm⁻¹: 3416-3462 (br, COOH), 1680 (CO), 1585. MS m/z: 319 (M⁺), 326, 292, 263, 265, 253. *Anal.* Calcd for C₁₃H₁₃N₂O₂SBr: C, 60.60; H, 4.62; N, 12.8. Found: C, 60.33; H, 4.59; N, 12.54.

6-Bromo-2-methyl-4-oxo-3(4H)-quinazolinacetic acid (2b) Yield: 2.30 g (78%). mp: 230-234 °C. TLC R_f: 0.43. IR (KBr) cm⁻¹: 3415-3460 (br, COOH), 1681 (C=O), 1586. ¹H-NMR (DMSO-*d*₆) δ: 2.42 (s, 3H, CH₃); 4.65 (s, 2H, COCH₂); 7.61 (d, 1H, H at C-8, *J* = 8.1 Hz), 7.93 (dd, 1H, H at C-7, *J* = 8.55 Hz, 2.18 Hz); 8.51 (d, 1H, H at C-5, *J* = 2.38 Hz). MS m/z: 297 (M⁺), 295, 277, 249. *Anal.* Calcd for C₁₁H₉N₂O₃Br: C, 44.45; H, 3.05; N, 9.43. Found: C, 44.60; H, 3.22; N, 9.19.

6,8-Dibromo-2-methyl-4-oxo-3(4H)-quinazolinacetic acid (2c) Yield: 2.82 g (75%). mp: 244-246 °C (Lit. m.p. 230 °C) [15]. TLC R_f: 0.39. IR (KBr) cm⁻¹: 3414-3461 (br, COOH), 1682 (C=O), 1584. ¹H-NMR (DMSO-*d*₆) δ: 2.55 (s, 3H, CH₃); 4.58 (s, 2H, COCH₂); 8.18 (s, 1H, H at C-7); 8.30 (s, H at C-5). MS m/z: 376 (M⁺), 358, 330. *Anal.* Calcd for C₁₁H₉N₂O₃Br₂: C, 35.12; H, 2.15; N, 7.45. Found: C, 35.20; H, 2.05; N, 7.28.

6-Iodo-2-methyl-4-oxo-3(4H)-quinazolinacetic acid (2d) Yield: 2.47 g (72%). mp: 256-258 °C. TLC R_f: 0.25. IR (KBr) cm⁻¹: 3416-3460 (br, COOH), 1680 (C=O), 1585. ¹H-NMR (DMSO-*d*₆) δ: 2.52 (s, 3H, CH₃); 4.68 (s, 2H, COCH₂); 7.70 (d, 1H, H at C-8, *J* = 8.1 Hz), 7.98 (dd, 1H, H at C-7, *J* = 8.1 Hz, 2.18 Hz); 8.42 (d, 1H, H at C-5, *J* = 2.2 Hz). MS m/z: 344 (M⁺), 342, 324, 296. *Anal.* Calcd for C₁₁H₉N₂O₃I: C, 38.38; H, 2.64; N, 8.14. Found: C, 38.39; H, 2.73; N, 8.30.

2-Ethyl-4-oxo-3(4H)-quinazolineacetic acid (2e) Yield: 1.11 g (48%). mp: 225 °C (d). TLC Rf: 0.61. IR (KBr) cm^{-1} : 3414-3459 (br, COOH), 1681 (C=O), 1585. $^1\text{H-NMR}$ (DMSO- d_6) δ : 1.38-1.41 (t, 3H, $-\text{CH}_2\text{CH}_3$, $J = 8.0$ Hz); 2.70-2.75 (q, 2H, CH_2CH_3 , $J = 8.0$ Hz); 4.72 (s, 2H, COCH₂); 7.70 (m, H at C-5,6,7,8). MS m/z : 232 (M^+), 215, 187, 159. *Anal.* Calcd for $\text{C}_{12}\text{H}_{12}\text{N}_2\text{O}_3$: C, 62.05; H, 5.21; N, 12.07. Found: C, 61.95; H, 5.03; N, 11.89.

6-Bromo-2-ethyl-4-oxo-3(4H)-quinazolineacetic acid (2f) Yield: 1.61 g (52%). mp: 246-248 °C. TLC Rf: 0.57. IR (KBr) cm^{-1} : 3413-3460 (br, COOH), 1678 (C=O), 1584. $^1\text{H-NMR}$ (DMSO- d_6) δ : 1.41-1.45 (t, 3H, $-\text{CH}_2\text{CH}_3$, $J = 7.8$ Hz); 2.70-2.75 (q, 2H, CH_2CH_3 , $J = 7.9$ Hz); 4.65 (s, 2H, COCH₂); 7.68 (d, 1H, H at C-8, $J = 8.3$ Hz), 8.02 (dd, 1H, H at C-7, $J = 8.3$ Hz, 2.2 Hz); 8.35 (d, 1H, H at C-5, $J = 2.2$ Hz). MS m/z : 311 (M^+), 309, 294, 266. *Anal.* Calcd for $\text{C}_{12}\text{H}_{11}\text{N}_2\text{O}_3\text{Br}$: C, 46.30; H, 3.57; N, 9.01. Found: C, 46.35; H, 3.38; N, 9.23.

6,8-Dibromo-2-ethyl-4-oxo-3(4H)-quinazolineacetic acid (2g) Yield: 2.14 g (55%). mp: 258-260 °C. TLC Rf: 0.5. IR (KBr) cm^{-1} : 3417-3459 (br, COOH), 1680 (C=O), 1586. $^1\text{H-NMR}$ (DMSO- d_6) δ : 1.40-1.42 (t, 3H, $-\text{CH}_2\text{CH}_3$, $J = 8.1$ Hz); 2.70-2.75 (q, 2H, CH_2CH_3 , $J = 8.0$ Hz); 4.52 (s, 2H, COCH₂); 7.8 (s, 1H, H at C-7); 8.23 (s, H at C-5). MS m/z : 390 (M^+), 373, 345. *Anal.* Calcd for $\text{C}_{12}\text{H}_{10}\text{N}_2\text{O}_3\text{Br}_2$: C, 36.93; H, 2.59; N, 7.18. Found: C, 37.08; H, 2.65; N, 7.32.

6-Iodo-2-ethyl-4-oxo-3(4H)-quinazolineacetic acid (2h) Yield: 1.86 g (52%). mp: 272-274 °C. TLC Rf: 0.29. IR (KBr) cm^{-1} : 3415-3460 (br, COOH), 1679 (C=O), 1585. $^1\text{H-NMR}$ (DMSO- d_6) δ : 1.39-1.42 (t, 3H, $-\text{CH}_2\text{CH}_3$, $J = 7.9$ Hz); 2.67-2.72 (q, 2H, CH_2CH_3 , $J = 7.9$ Hz); 4.62 (s, 2H, COCH₂); 7.65 (d, 1H, H at C-8, $J = 8.3$ Hz), 8.05 (dd, 1H, H at C-7, $J = 8.3$ Hz, 2.2 Hz); 8.38 (d, 1H, H at C-5, $J = 2.2$ Hz). MS m/z : 358 (M^+), 341, 294, 313, 285. *Anal.* Calcd for $\text{C}_{12}\text{H}_{12}\text{N}_2\text{O}_3\text{I}$: C, 40.23; H, 3.10; N, 7.82. Found: C, 40.33; H, 2.88; N, 7.83.

2-Phenyl-4-oxo-3(4H)-quinazolineacetic acid (2i) Yield: Method-A: 2.1g (75%); Method-B: 1.96 g (70%); mp: 130-132 °C (d) (Lit. m.p. 120 °C) [16] TLC Rf: 0.56. IR (KBr) cm^{-1} : 3225-3275 (br, COOH), 2930, 2610, 1686 (C=O), 1608, 1579. $^1\text{H-NMR}$ (DMSO- d_6) δ : 4.42 (s, 2H, COCH₂); 7.51-7.82 (m, 9H, Ar-H). MS m/z : 280 (M^+), 263, 235. *Anal.* Calcd for $\text{C}_{16}\text{H}_{12}\text{N}_2\text{O}_3$: C, 68.55; H, 4.32; N, 10.00. Found: C, 68.48; H, 4.32; N, 9.96.

2-[4-Methylphenyl]-4-oxo-3(4H)-quinazolineacetic acid (2j) Yield: Method-A: 2.10 g (72%); Method-B: 1.08 g (37%). mp: 184-186 °C. TLC Rf: 0.60. IR (KBr) cm^{-1} : 3230-3280 (br, COOH), 2935, 2612, 1688 (C=O), 1605, 1578. $^1\text{H-NMR}$ (DMSO- d_6) δ : 2.3 (s, 3H, PhCH₃); 4.48 (s, 2H, COCH₂); 7.45-7.78 (m, 8H, Ar-H). MS m/z : 294 (M^+), 277, 249. *Anal.* Calcd for $\text{C}_{17}\text{H}_{14}\text{N}_2\text{O}_3$: C, 69.36; H, 4.80; N, 9.52. Found: C, 69.52; H, 4.67; N, 9.79.

2-[2-Methoxyphenyl]-4-oxo-3(4H)-quinazolineacetic acid (2k) Yield: Method-A: 2.3 g (74%); Method-B: 1.80 g (69%). mp: 163-165 °C (Lit. m.p. 130 °C) [17]. TLC Rf: 0.49. IR (KBr) cm^{-1} : 3228-3278 (br, COOH), 2933, 2610, 1686 (C=O), 1604, 1575, 1260, 1034. $^1\text{H-NMR}$ (DMSO- d_6) δ : 3.73 (s, 3H, OCH₃); 4.38 (s, 2H, COCH₂); 7.6-8.12 (m, 8H, Ar-H). MS

m/z : 310 (M^+), 291, 295. *Anal.* Calcd for $\text{C}_{17}\text{H}_{14}\text{N}_2\text{O}_4$: C, 65.79; H, 4.55; N, 9.03. Found: C, 66.03; H, 4.55; N, 8.84.

2-[3-Methoxyphenyl]-4-oxo-3(4H)-quinazolineacetic acid (2l) Yield: Method-A: 2.35 g (76%); Method-B: 2.10 g (68%). mp: 179-182 °C. TLC Rf: 0.53. IR (KBr) cm^{-1} : 3235-3280 (br, COOH), 2928, 2617, 1682 (C=O), 1600, 1578, 1262, 1032. $^1\text{H-NMR}$ (DMSO- d_6) δ : 3.53 (s, 3H, OCH₃); 4.49 (s, 2H, COCH₂); 7.65-8.20 (m, 8H, Ar-H). MS m/z : 310 (M^+), 291, 295. *Anal.* Calcd for $\text{C}_{17}\text{H}_{14}\text{N}_2\text{O}_4$: C, 65.79; H, 4.55; N, 9.03. Found: C, 65.75; H, 4.65; N, 9.17.

2-[4-Methoxyphenyl]-4-oxo-3(4H)-quinazolineacetic acid (2m) Yield: Method-A: 2.32 g (75%); Method-B: 2.07 g (67%). mp: 168-169 °C. TLC Rf: 0.51. IR (KBr) cm^{-1} : 3223-3279 (br, COOH), 2935, 2614, 1675 (C=O), 1612, 1568, 1225, 1025. $^1\text{H-NMR}$ (DMSO- d_6) δ : 3.51 (s, 3H, OCH₃); 4.53 (s, 2H, COCH₂); 7.55-7.90 (m, 8H, Ar-H). MS m/z : 310 (M^+), 291, 295. *Anal.* Calcd for $\text{C}_{17}\text{H}_{14}\text{N}_2\text{O}_4$: C, 65.79; H, 4.55; N, 9.03. Found: C, 65.83; H, 4.72; N, 9.21.

2-[4-Bromophenyl]-4-oxo-3(4H)-quinazolineacetic acid (2n) Yield: Method-A: 2.58 g (72%); Method-B: 1.80 g (50%). mp: 177-179 °C. TLC Rf: 0.55. IR (KBr) cm^{-1} : 3232-3276 (br, COOH), 2933, 2609, 1685 (C=O), 1605, 1582. $^1\text{H-NMR}$ (DMSO- d_6) δ : 4.75 (s, 2H, COCH₂); 7.85-8.37 (m, 8H, Ar-H). MS m/z : 359 (M^+), 342. *Anal.* Calcd for $\text{C}_{16}\text{H}_{11}\text{N}_2\text{O}_3\text{Br}$: C, 53.48; H, 3.09; N, 7.80. Found: C, 53.50; H, 2.99; N, 7.88.

2-[4-Nitrophenyl]-4-oxo-3(4H)-quinazolineacetic acid (2o) Yield: Method-A: 2.60 g (80%); Method-B: 1.85 g (57%). mp: 255-257 °C. TLC Rf: 0.47. IR (KBr) cm^{-1} : 3220-3270 (br, COOH), 2925, 2613, 1682 (C=O), 1608, 1579, 1486, 1322. $^1\text{H-NMR}$ (DMSO- d_6) δ : 5.1 (s, 2H, COCH₂); 7.92-8.43 (m, 8H, Ar-H). MS m/z : 325 (M^+), 308. *Anal.* Calcd for $\text{C}_{16}\text{H}_{11}\text{N}_3\text{O}_5$: C, 59.06; H, 3.41; N, 12.92. Found: C, 59.19; H, 3.45; N, 13.17.

2-[3-Chlorophenyl]-4-oxo-3(4H)-quinazolineacetic acid (2p) Yield: Method-A: 2.26 g (72%); Method-B: 1.64 g (52%). mp: 183-185 °C. TLC Rf: 0.49. IR (KBr) cm^{-1} : 3222-3272 (br, COOH), 2928, 2615, 1684 (C=O), 1595, 1580. $^1\text{H-NMR}$ (DMSO- d_6) δ : 4.69 (s, 2H, COCH₂); 7.75-8.13 (m, 8H, Ar-H). MS m/z : 314.5 (M^+). *Anal.* Calcd for $\text{C}_{16}\text{H}_{11}\text{N}_2\text{O}_3\text{Cl}$: C, 58.44; H, 3.37; N, 12.79. Found: C, 58.51; H, 3.43; N, 12.78.

Synthesis of 2-Alkyl-4-Oxo-3(4H)-Quinazolineacetic Acid Methyl Esters (3a-h)

Methanol (20 ml) was added to 2-alkyl-4-oxo-3(4H)-quinazoline acetic acid (**2a-h**; 0.01 mol) and cooled below 20 °C. Acetyl chloride (1.4 ml) was added to this solution drop by drop with constant shaking. The solution was heated under reflux on a water bath for one hour. Then the solution was concentrated *in vacuo* to half of its volume. When the hydrochloride salt began to separate, the mixture was poured onto 50 ml of crushed ice and basified with aqueous ammonia. The product was removed by two extractions with chloroform. Evaporation of the combined extracts *in vacuum* yielded **3a-h**. This product was recrystallized with benzene/hexane (2:1 v/v) to yield 50% of colorless crystalline product. The purity of the

compounds was confirmed by TLC using chloroform/methanol (9:1 v/v) as the mobile phase.

2-Methyl-4-oxo-3(4H)-quinazolineacetic acid methyl ester (3a) Yield: 1.5 g (65%). mp: 114-115 °C (Lit. m.p. 114-115 °C) [18]. TLC Rf: 0.57. IR (KBr) cm^{-1} : 1745 (C=O), 1680 (C=O). MS m/z : 232 (M^+). *Anal.* Calcd for $\text{C}_{12}\text{H}_{12}\text{N}_2\text{O}_3$: C, 62.05; H, 5.21; N, 12.07. Found: C, 62.19; H, 5.17; N, 12.09.

6-Bromo-2-methyl-4-oxo-3(4H)-quinazolineacetic acid methyl ester (3b) Yield: 2.43 g (78%). mp: 131-133 °C (Lit. m.p. 131-133 °C) [19]. TLC Rf: 0.52. IR (KBr) cm^{-1} : 1742 (C=O), 1692 (C=O). MS m/z : 311 (M^+). *Anal.* Calcd for $\text{C}_{12}\text{H}_{11}\text{N}_2\text{O}_3\text{Br}$: C, 46.30; H, 3.57; N, 9.01. Found: C, 46.40; H, 3.59; N, 9.13.

6,8-Dibromo-2-methyl-4-oxo-3(4H)-quinazolineacetic acid methyl ester (3c) Yield: 2.9 g (74%). mp: 155 °C (d). TLC Rf: 0.50. IR (KBr) cm^{-1} : 1742 (C=O), 1692 (C=O). $^1\text{H-NMR}$ (CDCl_3) δ : 1.63 (s, 3H, COOCH_3); 2.30 (s, 3H, CH_3); 4.75 (s, 2H, COCH_2); 8.10 (s, 1H, H at C-5), 8.29 (s, 1H, H at C-7). MS m/z : 390 (M^+). *Anal.* Calcd for $\text{C}_{12}\text{H}_{10}\text{N}_2\text{O}_3\text{Br}_2$: C, 36.93; H, 2.59; N, 7.18. Found: C, 36.97; H, 2.62; N, 7.22.

6-Iodo-2-methyl-4-oxo-3(4H)-quinazolineacetic acid methyl ester (3d) Yield: 1.50 g (42%). mp: 146-148 °C. TLC Rf: 0.47. IR (KBr) cm^{-1} : 1740 (C=O), 1695 (C=O). $^1\text{H-NMR}$ (CDCl_3) δ : 1.71 (s, 3H, COOCH_3); 2.54 (s, 3H, CH_3); 4.68 (s, 2H, COCH_2); 7.76 (d, 1H, H at C-8, $J = 8.2$ Hz); 8.05 (dd, 1H, H at C-7, $J = 8.2$ Hz, 2.1 Hz); 8.25 (d, 1H, H at C-5, $J = 2.1$ Hz). MS m/z : 358 (M^+). *Anal.* Calcd for $\text{C}_{12}\text{H}_{12}\text{N}_2\text{O}_3\text{I}$: C, 40.23; H, 3.10; N, 7.82. Found: C, 40.00; H, 3.14; N, 7.67.

2-Ethyl-4-oxo-3(4H)-quinazolineacetic acid methyl ester (3e) Yield: 2.09 g (85%). mp: 120-122 °C. TLC Rf: 0.61. IR (KBr) cm^{-1} : 1747 (C=O), 1678 (C=O). $^1\text{H-NMR}$ (CDCl_3) δ : 1.41-1.45 (q, 3H, $-\text{CH}_2\text{CH}_3$, $J = 8.7$ Hz); 1.60 (s, 3H, COOCH_3); 2.70-2.75 (t, 2H, CH_2CH_3 , $J = 8.69$ Hz); 4.87 (s, 2H, COCH_2); 8.0-8.5 (m, 4H, Ar-H). *Anal.* Calcd for $\text{C}_{13}\text{H}_{14}\text{N}_2\text{O}_3$: C, 63.39; H, 5.73; N, 11.38. Found: C, 63.42; H, 5.65; N, 11.45.

6-Bromo-2-ethyl-4-oxo-3(4H)-quinazolineacetic acid methyl ester (3f) Yield: 1.46 g (45%). mp: 158-160 °C. TLC Rf: 0.58. IR (KBr) cm^{-1} : 1745 (C=O), 1691 (C=O). $^1\text{H-NMR}$ (CDCl_3) δ : 1.53-1.57 (q, 3H, $-\text{CH}_2\text{CH}_3$, $J = 8.5$ Hz); 1.76 (s, 3H, COOCH_3); 2.79-2.82 (t, 2H, CH_2CH_3 , $J = 8.5$ Hz); 4.87 (s, 2H, COCH_2); 7.72 (d, 1H, H at C-8, $J = 8.1$ Hz); 7.98 (dd, 1H, H at C-7, $J = 8.1$ Hz, 2.0 Hz); 8.13 (d, 1H, H at C-5, $J = 2.1$ Hz). MS m/z : 325 (M^+). *Anal.* Calcd for $\text{C}_{13}\text{H}_{13}\text{N}_2\text{O}_3\text{Br}$: C, 48.00; H, 4.03; N, 8.62. Found: C, 48.25; H, 3.90; N, 8.76.

6,8-Dibromo-2-ethyl-4-oxo-3(4H)-quinazolineacetic acid methyl ester (3g) Yield: 2.14 g (53%). mp: 145-147 °C. TLC Rf: 0.55. IR (KBr) cm^{-1} : 1743 (C=O), 1694 (C=O). $^1\text{H-NMR}$ (CDCl_3) δ : 1.39-1.43 (q, 3H, $-\text{CH}_2\text{CH}_3$, $J = 8.65$ Hz); 1.53 (s, 3H, COOCH_3); 2.69-2.74 (t, 2H, CH_2CH_3 , $J = 8.65$ Hz); 4.85 (s, 2H, COCH_2); 8.09-8.11 (s, 1H, H at C-5), 8.29-8.31 (s, 1H, H at C-7). MS m/z : 404 (M^+). *Anal.* Calcd for $\text{C}_{13}\text{H}_{12}\text{N}_2\text{O}_3\text{Br}_2$: C, 38.62; H, 2.99; N, 6.93. Found: C, 38.64; H, 3.00; N, 6.89.

6-Iodo-2-ethyl-4-oxo-3(4H)-quinazolineacetic acid methyl ester (3h) Yield: 1.45 g (39%). mp: 156-158 °C. TLC Rf: 0.52. IR (KBr) cm^{-1} : 1740 (C=O), 1695 (C=O). $^1\text{H-NMR}$

(CDCl_3) δ : 1.49-1.54 (q, 3H, $-\text{CH}_2\text{CH}_3$, $J = 8.53$ Hz); 1.73 (s, 3H, COOCH_3); 2.74-2.78 (t, 2H, CH_2CH_3 , $J = 8.53$ Hz); 4.77 (s, 2H, COCH_2); 7.71 (d, 1H, H at C-8, $J = 8.1$ Hz); 7.93 (dd, 1H, H at C-7, $J = 8.1$ Hz, 2.0 Hz); 8.10 (d, 1H, H at C-5, $J = 2.1$ Hz). MS m/z : 372 (M^+). *Anal.* Calcd for $\text{C}_{13}\text{H}_{13}\text{N}_2\text{O}_3\text{I}$: C, 41.94; H, 3.52; N, 7.53. Found: C, 42.11; H, 3.53; N, 7.61.

Synthesis of 2-Alkyl-4-Thioxo-3(4H)-Quinazolineacetic Acid Methyl Esters (4a-h)

Phosphorous pentasulphide (0.025 mol) was added to 2-alkyl-4-oxo-3(4H)-quinazolineacetic acid methyl ester (3a-h; 0.01 mol) in 1,4-dioxane (20 ml) and the reaction mixture was heated under reflux for 18-24 h. Excess solvent was distilled off under reduced pressure. The reaction mixture, on elution (column chromatography) with benzene, at first gave a resinous, obnoxious red-colored liquid. Further, the product was eluted by gradually increasing the polarity of the solvent system to benzene/chloroform/methanol (25:25:1 v/v). The product was recrystallized from chloroform/benzene mixture (1:1 v/v). The TLCs were recorded using chloroform/methanol (9:1 v/v) as a mobile phase.

2-Methyl-4-thioxo-3(4H)-quinazolineacetic acid methyl ester (4a) Yield: 1.68 g (68%). mp: 158-60 °C. TLC Rf: 0.57. IR (KBr) cm^{-1} : 3345, 1682 (C=O), 1219. $^1\text{H-NMR}$ (DMSO-d_6) δ : 2.69 (s, 3H, CH_3); 3.8 (s, 3H, COOCH_3); 5.2 (s, 2H, COCH_2); 7.6-7.8 (m, 4H, Ar-H). IR (KBr) cm^{-1} : 3348, 1680 (C=O), 1220. MS m/z : 348 (M^+). *Anal.* Calcd for $\text{C}_{12}\text{H}_{12}\text{N}_2\text{O}_2\text{S}$: C, 58.05; H, 4.88; N, 11.29. Found: C, 57.96; H, 4.82; N, 11.32.

6-Bromo-2-methyl-4-thioxo-3(4H)-quinazolineacetic acid methyl ester (4b) Yield: 2.35 g (72%). mp: 138-140 °C (Lit. m.p. 138-140 °C) [19]. TLC Rf: 0.51. IR (KBr) cm^{-1} : 3330, 1688 (C=O), 1225. $^1\text{H-NMR}$ (DMSO-d_6) δ : 2.71 (s, 3H, CH_3), 3.7 (s, 3H, COOCH_3), 5.3 (s, 2H, COCH_2), 7.7 (d, 1H, Ar-H, $J = 8.9$ Hz), 8.1 (dd, 1H, Ar-H, $J = 8.34$ Hz, 2.1 Hz), 8.64 (d, Ar-H, $J = 2.2$). MS m/z : 327 (M^+). *Anal.* Calcd for $\text{C}_{12}\text{H}_{11}\text{N}_2\text{O}_2\text{SBr}$: C, 44.04; H, 3.39; N, 8.57. Found: C, 44.25; H, 3.42; N, 8.49.

6,8-Dibromo-2-methyl-4-thioxo-3(4H)-quinazolineacetic acid methyl ester (4c) Yield: 3.17 g (78%). mp: 168-170 °C. TLC Rf: 0.50. IR (KBr) cm^{-1} : 3334, 1690 (C=O), 1228. $^1\text{H-NMR}$ (CDCl_3) δ : 1.77 (s, 3H, COOCH_3); 2.48 (s, 3H, CH_3); 5.5 (s, 2H, COCH_2); 8.21 (s, 1H, H at C-5), 8.39 (s, 1H, H at C-7). MS m/z : 406 (M^+). *Anal.* Calcd for $\text{C}_{12}\text{H}_{10}\text{N}_2\text{O}_2\text{SBr}_2$: C, 44.18; H, 3.09; N, 8.59. Found: C, 44.03; H, 3.20; N, 8.52.

6-Iodo-2-methyl-4-thioxo-3(4H)-quinazolineacetic acid methyl ester (4d) Yield: 2.80 g (75%). mp: 142-44 °C. TLC Rf: 0.47. IR (KBr) cm^{-1} : 3335, 1689 (C=O), 1222. $^1\text{H-NMR}$ (DMSO-d_6) δ : 2.65 (s, 3H, CH_3), 3.59 (s, 3H, COOCH_3), 5.13 (s, 2H, COCH_2), 7.61 (d, 1H, H at C-8, $J = 8.8$ Hz), 7.9 (dd, 1H, H at C-7, $J = 8.4$ Hz, 2.2 Hz), 8.5 (d, H at C-5, $J = 2.2$). MS m/z : 374 (M^+). *Anal.* Calcd for $\text{C}_{12}\text{H}_{11}\text{N}_2\text{O}_2\text{SI}$: C, 38.51; H, 2.96; N, 7.49. Found: C, 38.44; H, 3.02; N, 7.49.

2-Ethyl-4-thioxo-3(4H)-quinazolineacetic acid methyl ester (4e) Yield: 1.83 g (70%). mp: 124-26 °C. TLC Rf: 0.59. IR (KBr) cm^{-1} : 3348, 1680 (C=O), 1220. $^1\text{H-NMR}$ (DMSO-d_6) δ : 1.28-1.31 (q, 3H, $-\text{CH}_2\text{CH}_3$, $J = 7.42$ Hz); 2.52 (s, 3H,

COOCH₃); 2.67-2.71 (t, 2H, CH₂CH₃, *J* = 7.34 Hz), 4.67 (s, 2H, COCH₂); 7.6-7.8 (m, 4H, Ar-H). MS *m/z*: 348 (M⁺, not recorded), 333, 299. *Anal.* Calcd for C₁₃H₁₄N₂O₂S: C, 59.52; H, 5.38; N, 10.69. Found: C, 59.50; H, 5.38; N, 10.78.

6-Bromo-2-ethyl-4-thioxo-3(4H)-quinazolineacetic acid methyl ester (4f) Yield: 2.48 g (73%). mp: 160-162 °C. TLC Rf: 0.57. IR (KBr) cm⁻¹: 3348, 1680 (C=O), 1220. ¹H-NMR (DMSO-d₆) δ: 1.34-1.38 (q, 3H, -CH₂CH₃, *J* = 7.42 Hz); 2.67-2.71 (t, 2H, CH₂CH₃, *J* = 7.34 Hz), 4.85 (s, 2H, COCH₂); 7.52-7.54 (d, 1H, H at C-8, *J* = 7.42 Hz), 7.79-7.81 (dd, 1H, H at C-7, *J* = 8.3 Hz, 2.1 Hz); 8.34-8.35 (d, 1H, H at C-5, *J* = 2.1 Hz). MS *m/z*: 341 (M⁺, not recorded), 326, 292, 263, 265, 253. *Anal.* Calcd for C₁₃H₁₃N₂O₂SBr: C, 45.61; H, 3.80; N, 8.18. Found: C, 45.50; H, 3.82; N, 7.83.

6,8-Dibromo-2-ethyl-4-thioxo-3(4H)-quinazolineacetic acid methyl ester (4g) Yield: 3.19 g (76%). mp: 154-156 °C. TLC Rf: 0.54. IR (KBr) cm⁻¹: 3328, 1688 (C=O), 1225. ¹H-NMR (DMSO-d₆) δ: 1.44-1.47 (q, 3H, -CH₂CH₃, *J* = 7.42 Hz); 2.70-2.73 (t, 2H, CH₂CH₃, *J* = 7.40 Hz), 5.15 (s, 2H, COCH₂); 7.82 (s, 1H, H at C-7); 8.4 (d, 1H, H at C-5). MS *m/z*: 320 (M⁺). *Anal.* Calcd for C₁₃H₁₂N₂O₂SBr₂: C, 37.15; H, 2.88; N, 6.67. Found: C, 37.28; H, 2.82; N, 6.73.

6-Iodo-2-ethyl-4-thioxo-3(4H)-quinazolineacetic acid methyl ester (4h) Yield: 2.87 g (74%). mp: 168-170 °C. TLC Rf: 0.50. IR (KBr) cm⁻¹: 3337, 1685 (C=O), 1221. ¹H-NMR (DMSO-d₆) δ: 1.31-1.35 (q, 3H, -CH₂CH₃, *J* = 7.39 Hz); 2.61-2.65 (t, 2H, CH₂CH₃, *J* = 7.35 Hz), 4.68 (s, 2H, COCH₂); 7.48-7.52 (d, 1H, H at C-8, *J* = 7.41 Hz), 7.75-7.79 (dd, 1H, H at C-7, *J* = 8.2 Hz, 2.2 Hz); 8.33-8.34 (d, 1H, H at C-5, *J* = 2.2 Hz). MS *m/z*: 388 (M⁺). *Anal.* Calcd for C₁₃H₁₃N₂O₂SI: C, 40.21; H, 3.38; N, 7.22. Found: C, 40.00; H, 3.29; N, 7.23.

Synthesis of 6-Alkyl-3-Oxo-3,4-Dihydro-2H-[1,2,4] Triazino[4,3-c]Quinazolines (5a-h)

Hydrazine hydrate (99%; 0.02 mol) was added to methyl 2-alkyl-4-thioxo-3(4H)-quinazolineacetic acid methyl ester (**4a-h**; 0.01 mol) in methanol (20 ml), and heated under reflux for 2-3 h. The progress of reaction was monitored by using a lead acetate paper, which turns black and also with TLC using chloroform/methanol (88:12 v/v) as a mobile phase. The mixture was cooled and the precipitated product was filtered off, washed with a little cold ethanol, dried, and recrystallized from ethanol (95%). Using the above procedure, eight 6-alkyl-3-oxo-3,4-dihydro-2H-[1,2,4]triazino[4,3-c]quinazolines (**5a-h**) were synthesized and characterized.

6-Methyl-3-oxo-3,4-dihydro-2H-[1,2,4]triazino[4,3-c]quinazoline (5a) Yield: 1.39 g (65%). mp: 298-300 °C (Lit. 298-300 °C) [18]. TLC Rf: 0.51. IR (KBr) cm⁻¹: 3420-3460 (br, OH), 3280 (NH), 1681 (C=O), 1589 (C=N). ¹H-NMR (DMSO-d₆) δ: 2.42 (s, 3H, CH₃); 4.72 (s, 2H, COCH₂); 7.10-7.65 (m, 3H, H at C-8,9,10); 7.81-8.05 (d, 1H, H at C-11, *J* = 3.82 Hz); 11.00 (s, 1H, NH). MS *m/z*: 214 (M⁺, not recorded), 188, 186. *Anal.* Calcd for C₁₁H₁₀N₄O: C, 61.67; H, 4.71; N, 26.15. Found: C, 61.60; H, 4.69; N, 26.12.

10-Bromo-6-methyl-3-oxo-3,4-dihydro-2H-[1,2,4]triazino[4,3-c]quinazoline (5b) Yield: 1.96 g (67%). mp: 228-230

°C. TLC Rf: 0.48. IR (KBr) cm⁻¹: 3415-3460 (br, OH), 3275 (NH), 1664 (C=O), 1586 (C=N). ¹H-NMR (DMSO-d₆) δ: 2.58 (s, 3H, CH₃); 5.82 (s, 2H, COCH₂); 7.35-7.45 (d, 1H, H at C-8, *J* = 3.86 Hz), 8.04-8.06 (m, 1H, H at C-9); 8.34 (s, 1H, H at C-11). MS *m/z*: 293 (M⁺), 255, 253, 237, 223, 197, 196, 195, 182, 170, 155. *Anal.* Calcd for C₁₁H₉N₄BrO: C, 45.07; H, 3.10; N, 19.11. Found: C, 45.22; H, 3.15; N, 19.12.

8,10-Dibromo-6-methyl-3-oxo-3,4-dihydro-2H-[1,2,4]triazino[4,3-c]quinazoline(5c) Yield: 2.53 g (68%). mp: 184-186 °C. TLC Rf: 0.47. IR (KBr) cm⁻¹: 3430-3480 (br, OH), 3290 (NH), 1664 (C=O), 1586 (C=N). ¹H-NMR (DMSO-d₆) δ: 2.60 (s, 3H, -CH₃); 5.87 (s, 2H, COCH₂); 8.18 (s, 1H, H at C-9); 8.30 (s, 1H, H at C-11). MS *m/z*: 372 (M⁺), 334, 332, 316, 302, 286, 285, 284. *Anal.* Calcd for C₁₁H₈N₄Br₂O: C, 35.52; H, 2.18; N, 15.06. Found: C, 35.42; H, 2.16; N, 14.92.

10-Iodo-6-methyl-3-oxo-3,4-dihydro-2H-[1,2,4]triazino[4,3-c]quinazoline (5d) Yield: 2.27 g (67%). mp: 184-186 °C. TLC Rf: 0.45. IR (KBr) cm⁻¹: 3415-3460 (br, OH), 3287 (NH), 1664 (C=O), 1599 (C=N). ¹H-NMR (DMSO-d₆) δ: 2.56 (s, 3H, CH₃); 5.81 (s, 2H, COCH₂); 7.37-7.40 (d, 1H, H at C-8, *J* = 7.84 Hz), 8.02-8.05 (m, 1H, H at C-9); 8.36 (s, 1H, H at C-11). MS *m/z*: 340 (M⁺, not recorded), 301, 300, 285, 258, 256, 242, 231. *Anal.* Calcd for C₁₁H₉N₄IO: C, 38.82; H, 2.64; N, 16.47. Found: C, 38.04; H, 2.63; N, 16.02.

6-Ethyl-3-oxo-3,4-dihydro-2H-[1,2,4]triazino[4,3-c]quinazoline (5e) Yield: 1.41 g (62%). mp: 260-262 °C. TLC Rf: 0.55. IR (KBr) cm⁻¹: 3425-3465 (br, OH), 3278 (NH), 1680 (C=O), 1585 (C=N). ¹H-NMR (DMSO-d₆) δ: 1.23-1.26 (q, 3H, -CH₂CH₃, *J* = 8.72 Hz); 2.73-2.78 (t, 2H, CH₂CH₃, *J* = 8.65 Hz), 4.72 (s, 2H, COCH₂); 7.46-7.81 (m, 1H, H at C-8, 9, 10); 8.06-8.08 (d, 1H, H at C-11, *J* = 3.80 Hz); 9.39 (s, 1H, -NH). MS *m/z*: 228 (M⁺, not recorded), 215, 188, 187, 173, 158, 130. *Anal.* Calcd for C₁₂H₁₂N₄O: C, 63.15; H, 5.26; N, 24.56. Found: C, 62.83; H, 5.69; N, 23.68.

10-Bromo-6-ethyl-3-oxo-3,4-dihydro-2H-[1,2,4]triazino[4,3-c]quinazoline (5f) Yield: 2.03 g (66%). mp: 165-167 °C. TLC Rf: 0.51. IR (KBr) cm⁻¹: 3420-3465 (br, OH), 3270 (NH), 1661 (C=O), 1584 (C=N). ¹H-NMR (DMSO-d₆) δ: 1.24-1.28 (q, 3H, -CH₂CH₃, *J* = 7.78 Hz); 2.91-2.97 (t, 2H, CH₂CH₃, *J* = 7.80 Hz), 5.76 (s, 2H, COCH₂); 7.57-7.92 (m, 1H, H at C-8, 9); 8.17-8.19 (d, 1H, H at C-11, *J* = 3.98 Hz). MS *m/z*: 307 (M⁺), 269, 267, 251, 225, 224, 223, 210, 197, 183, 169, 155. *Anal.* Calcd for C₁₂H₁₁N₄BrO: C, 46.90; H, 4.51; N, 18.24. Found: C, 47.28; H, 4.58; N, 18.49.

8,10-Dibromo-6-ethyl-3-oxo-3,4-dihydro-2H-[1,2,4]triazino[4,3-c]quinazoline (5g) Yield: 2.66 g (69%). mp: 182-184 °C. TLC Rf: 0.49. IR (KBr) cm⁻¹: 3423-3467 (br, OH), 3272 (NH), 1659 (C=O), 1579 (C=N). ¹H-NMR (DMSO-d₆) δ: 1.28-1.30 (t, 3H, -CH₂CH₃, *J* = 7.80 Hz); 2.95-3.00 (q, 2H, -CH₂CH₃, *J* = 7.82 Hz), 5.80 (s, 2H, COCH₂); 8.18-8.19 (s, 1H, H at C-9); 8.31-8.32 (s, 1H, H at C-11); 9.40 (s, 1H, -NH). MS *m/z*: 386 (M⁺), 348, 346, 330, 316, 300, 299, 298. *Anal.* Calcd for C₁₂H₁₀N₄Br₂O: C, 37.34; H, 2.61; N, 14.51. Found: C, 37.40; H, 2.73; N, 14.36.

10-Iodo-6-ethyl-3-oxo-3,4-dihydro-2H-[1,2,4]triazino[4,3-c]quinazolines (5h) Yield: 2.37 g (67%). mp: 172-174 °C.

TLC Rf: 0.47. IR (KBr) cm^{-1} : 3413-3462 (br, OH), 3285 (NH), 1662 (C=O), 1600 (C=N). $^1\text{H-NMR}$ (DMSO- d_6) δ : 1.36–1.40 (t, 3H, $-\text{CH}_2\text{CH}_3$, $J = 7.80$ Hz); 3.00-3.07 (q, 2H, CH_2CH_3 , $J = 7.81$ Hz), 4.85 (s, 2H, COCH_2); 7.40-7.86 (m, 1H, H at C-8, 9); 8.51-8.58 (s, 1H, H at C-11, $J = 3.86$ Hz); 9.42 (s, 1H, -NH). MS m/z : 354 (M^+ , not recorded), 314, 315, 299, 272, 270, 256, 245. *Anal.* Calcd for $\text{C}_{12}\text{H}_{11}\text{N}_4\text{O}$: C, 40.67; H, 3.11; N, 15.85. Found: C, 40.74; H, 3.28; N, 16.10.

Synthesis of 2-Aryl-4-Oxo-3(4H)-Quinazolineacetic Acid Hydrazides (7a-h)

Thionyl chloride (5 ml) was added to 2-aryl-4-oxo-3(4H)-quinazolineacetic acid (**2i-p**; 0.01 mol), and heated under reflux on a water bath for 1 h. The excess thionyl chloride was removed under reduced pressure. Without further purification, the obtained acidchloride (**6a-h**) was added to dry pyridine (10 ml) and cooled (0 °C) using a freezing mixture. To this solution, hydrazine hydrate (99%) (0.025 mol) was added at once with vigorous stirring. The mixture was stirred for one hour and poured onto crushed ice with continuous stirring. The obtained product was filtered-off, washed with water, dried and recrystallized from ethanol (95%) to yield crystalline solid. Following the above procedure, eight acid hydrazides (**7a-h**) were synthesized. For TLC, chloroform/ethylacetate (1:1 v/v) was used as mobile phase.

2-Phenyl-4-oxo-3(4H)-quinazolineacetic acid hydrazide (7a) Yield: 2.8 g (96%). mp: 242-245 °C (d) (Lit. m.p. 245 °C) [17]. TLC Rf: 0.62. IR (KBr) cm^{-1} : 3319 (NH), 1650 (C=O), 1604 (C=O), 1529 (C=N). $^1\text{H-NMR}$ (CDCl_3) δ : 4.29 (m, 3H, NHNH_2); 5.08 (s, 2H, COCH_2); 7.44-8.16 (m, 9H, Ar-H). MS m/z : 294 (M^+). *Anal.* Calcd for $\text{C}_{16}\text{H}_{14}\text{N}_4\text{O}_2$: C, 65.28; H, 4.80; N, 19.04. Found: C, 65.33; H, 4.72; N, 19.10.

2-(4-Methylphenyl)-4-oxo-3(4H)-quinazolineacetic acid hydrazide (7b) Yield: 2.52 g (82%). mp: 162-4 °C. TLC Rf: 0.65. IR (KBr) cm^{-1} : 3325 (NH), 1640 (C=O), 1600 (C=O), 1525 (C=N). $^1\text{H-NMR}$ (CDCl_3) δ : 2.3 (s, 3H, CH_3); 4.35 (m, 3H, NHNH_2); 4.98 (s, 2H, COCH_2); 7.50-8.15 (m, 8H, Ar-H). MS m/z : 308 (M^+). *Anal.* Calcd for $\text{C}_{17}\text{H}_{16}\text{N}_4\text{O}_2$: C, 66.21; H, 5.23; N, 18.18. Found: C, 66.23; H, 5.26; N, 18.21.

2-(2-Methoxyphenyl)-4-oxo-3(4H)-quinazolineacetic acid hydrazide (7c) Yield: 2.82 g (87%). mp: 150-152 °C. TLC Rf: 0.49. IR (KBr) cm^{-1} : 3328 (NH), 1644 (C=O), 1608 (C=O), 1526 (C=N). $^1\text{H-NMR}$ (CDCl_3) δ : 3.7 (s, 3H, OCH_3); 4.35 (m, 3H, NHNH_2); 4.95 (s, 2H, COCH_2); 7.62-8.23 (m, 8H, Ar-H). MS m/z : 324 (M^+). *Anal.* Calcd for $\text{C}_{17}\text{H}_{16}\text{N}_4\text{O}_3$: C, 66.94; H, 4.98; N, 17.28. Found: C, 67.17; H, 5.03; N, 17.32.

2-(3-Methoxyphenyl)-4-oxo-3(4H)-quinazolineacetic acid hydrazide (7d) Yield: 2.65 g (85%). mp: 160-162 °C. TLC Rf: 0.53. IR (KBr) cm^{-1} : 3326 (NH), 1639 (C=O), 1607 (C=O), 1523 (C=N). $^1\text{H-NMR}$ (CDCl_3) δ : 3.5 (s, 3H, OCH_3); 4.42 (m, 3H, NHNH_2); 5.02 (s, 2H, COCH_2); 7.67-8.25 (m, 8H, Ar-H). MS m/z : 324 (M^+). *Anal.* Calcd for $\text{C}_{17}\text{H}_{16}\text{N}_4\text{O}_3$: C, 66.94; H, 4.98; N, 17.28. Found: C, 66.80; H, 4.94; N, 17.16.

2-(4-Methoxyphenyl)-4-oxo-3(4H)-quinazolineacetic acid hydrazide (7e) Yield: 2.65 g (85%). mp: 174-176 °C. TLC

Rf: 0.51. IR (KBr) cm^{-1} : 3328 (NH), 1639 (C=O), 1597 (C=O), 1527 (C=N). $^1\text{H-NMR}$ (CDCl_3) δ : 3.8 (s, 3H, OCH_3); 4.61 (m, 3H, NHNH_2); 5.15 (s, 2H, COCH_2); 7.70-8.23 (m, 8H, Ar-H). MS m/z : 324 (M^+). *Anal.* Calcd for $\text{C}_{17}\text{H}_{16}\text{N}_4\text{O}_3$: C, 66.94; H, 4.98; N, 17.28. Found: C, 66.98; H, 4.87; N, 17.19.

2-(4-Bromophenyl)-4-oxo-3(4H)-quinazolineacetic acid hydrazide (7f) Yield: 3.10 g (83%). mp: 168-169 °C. TLC Rf: 0.55. IR (KBr) cm^{-1} : 3326 (NH), 1639 (C=O), 1607 (C=O), 1523 (C=N). $^1\text{H-NMR}$ (CDCl_3) δ : 4.70 (m, 3H, NHNH_2); 5.23 (s, 2H, COCH_2); 7.68-8.19 (m, 8H, Ar-H). MS m/z : 373 (M^+). *Anal.* Calcd for $\text{C}_{16}\text{H}_{13}\text{N}_4\text{O}_2\text{Br}$: C, 51.47; H, 3.51; N, 15.02. Found: C, 51.48; H, 3.63; N, 15.05.

2-(4-Nitrophenyl)-4-oxo-3(4H)-quinazolineacetic acid hydrazide (7g) Yield: 2.64 g (78%). mp: 239-241 °C. TLC Rf: 0.47. IR (KBr) cm^{-1} : 3336 (NH), 1629 (C=O), 1627 (C=O), 1573 (C=N). $^1\text{H-NMR}$ (CDCl_3) δ : 4.78 (m, 3H, NHNH_2); 5.30 (s, 2H, COCH_2); 7.72-8.31 (m, 8H, Ar-H). MS m/z : 339 (M^+). *Anal.* Calcd for $\text{C}_{16}\text{H}_{13}\text{N}_5\text{O}_4$: C, 56.62; H, 3.86; N, 20.65. Found: C, 56.46; H, 3.86; N, 20.54.

2-(3-Chlorophenyl)-4-oxo-3(4H)-quinazolineacetic acid hydrazide (7h) Yield: 2.32 g (74%). mp: 170-172 °C. TLC Rf: 0.45. IR (KBr) cm^{-1} : 3371 (NH), 1650 (C=O), 1604 (C=O), 1529 (C=N). $^1\text{H-NMR}$ (CDCl_3) δ : 4.52 (m, 3H, NHNH_2); 5.11 (s, 2H, COCH_2); 7.60-8.19 (m, 8H, Ar-H). MS m/z : 329 (M^+). *Anal.* Calcd for $\text{C}_{16}\text{H}_{13}\text{N}_4\text{O}_2\text{Cl}$: C, 58.44; H, 3.99; N, 17.05. Found: C, 58.47; H, 3.96; N, 17.10.

Synthesis of 6-Aryl-3-Oxo-3,4-Dihydro-2H-[1,2,4]Triazino [4,3-c]Quinazolines (8a-h)

On an oil bath, 2-aryl-4-oxo-3(4H)-quinazolineacetic acid hydrazide (**7a-h**; 0.01 mol) was fused at 240-250 °C for one hour. The obtained product was recrystallized from an ethanol (95%)/chloroform mixture (40:10 v/v) to yield a pure product. Eight 6-aryl-3-oxo-3,4-dihydro-2H-[1,2,4]triazino[4,3-c]quinazolines (**8a-h**) were synthesized and characterized using this procedure. The TLCs were recorded using chloroform/methanol (19:1 v/v) as a mobile phase.

6-Phenyl-3-oxo-3,4-dihydro-2H-[1,2,4]triazino[4,3-c]quinazoline (8a) Yield: 1.39 g (65%). mp: 176-178 °C. TLC Rf: 0.72. IR (KBr) cm^{-1} : 3455-3505 (br, OH), 3307 (NH), 1663 (C=O), 1592 (C=N). $^1\text{H-NMR}$ (CDCl_3) δ : 4.99 (s, 2H, COCH_2); 7.48-7.78 (m, 9H, Ar-H); 8.30 (s, 1H, -NH). $^{13}\text{C-NMR}$ (CDCl_3) δ : 877.25 (C-4), 120.14 (C-8), 126.6 (C-2' and C-6'), 127.01 (C-11a), 127.92 (C-10 and C-11), 128.19 (C-3' and C-5'), 129.22 (C-4'), 130.21 (C-9), 134.09 (C-1'), 134.44 (C-3), 147.04 (C-7a), 154.55 (C-12), 161.56 (C-6). MS m/z : 276 (M^+ , not recorded), 238, 237, 222, 221, 208, 180. *Anal.* Calcd for $\text{C}_{15}\text{H}_{10}\text{N}_4\text{O}$: C, 68.69; H, 3.84; N, 21.36. Found: C, 68.45; H, 4.02; N, 21.46.

6-(4-methylphenyl)-3-oxo-3,4-dihydro-2H-[1,2,4]triazino [4,3-c]quinazoline (8b) Yield: 1.94 g (67%). mp: 148-150 °C. TLC Rf: 0.65. IR (KBr) cm^{-1} : 3450-3503 (br, OH), 3300 (NH), 1668 (C=O), 1598 (C=N). $^1\text{H-NMR}$ (CDCl_3) δ : 2.25 (s, 3H, PhCH_3), 4.98 (s, 2H, COCH_2); 7.52-7.84 (m, 8H, Ar-H); 8.35 (s, 1H, -NH). MS m/z : 290 (M^+ , not recorded), 252, 251,

236, 235, 222, 194. *Anal.* Calcd for C₁₆H₁₂N₄O: C, 69.55; H, 4.38; N, 20.28. Found: C, 69.55; H, 4.22; N, 20.26.

6-(2-methoxyphenyl)-3-oxo-3,4-dihydro-2H-[1,2,4]triazino[4,3-c]quinazoline (8c) Yield: 1.77 g (58%). mp: 132-135 °C. TLC Rf: 0.70. IR (KBr) cm⁻¹: 3463-3515 (br, OH), 3311 (NH), 1665 (C=O), 1595 (C=N). ¹H-NMR (CDCl₃) δ: 3.80 (s, 3H, -OCH₃), 5.04 (s, 2H, COCH₂); 7.13-7.53 (m, 8H, Ar-H); 8.39 (s, 1H, -NH). MS m/z: 306 (M⁺, not recorded), 266, 253. *Anal.* Calcd for C₁₇H₁₄N₄O₂: C, 66.69; H, 4.60; N, 18.30. Found: C, 67.28; H, 4.35; N, 18.26.

6-(3-methoxyphenyl)-3-oxo-3,4-dihydro-2H-[1,2,4]triazino[4,3-c]quinazoline (8d) Yield: 2.38 g (78%). mp: 150-152 °C. TLC Rf: 0.70. IR (KBr) cm⁻¹: 3452-3504 (br, OH), 3310 (NH), 1646 (C=O), 1580 (C=N). ¹H-NMR (CDCl₃) δ: 3.86 (s, 3H, -OCH₃), 5.02 (s, 2H, COCH₂); 7.03-7.51 (m, 8H, Ar-H); 8.32 (s, 1H, -NH). ¹³C-NMR (CDCl₃) δ: δ55.45 (-OCH₃), 78.5 (C-4), 114.64 (C-2'), 116.01 (C-4'), 120.16 (C-6'), 121.14 (C-8), 126.59 (11a), 127.05 (C-10 and C-11), 127.92 (C-5'), 129.37 (C-9), 134.43 (C-1'), 135.24 (C-3), 146.96 (C-7a), 154.26 (C-12), 159.38 (C-3'), 161.41 (C-6). MS m/z: 306 (M⁺, not recorded), 266, 253. *Anal.* Calcd for C₁₇H₁₄N₄O₂: C, 66.69; H, 4.60; N, 18.30. Found: C, 67.25; H, 5.05; N, 18.56.

6-(4-Methoxyphenyl)-3-oxo-3,4-dihydro-2H-[1,2,4]triazino[4,3-c]quinazoline (8e) Yield: 2.17 g (71%). mp: 162-164 °C. TLC Rf: 0.69. IR (KBr) cm⁻¹: 3443-3509 (br, OH), 3313 (NH), 1649 (C=O), 1582 (C=N). ¹H-NMR (CDCl₃) δ: 3.88 (s, 3H, -OCH₃), 5.04 (s, 2H, COCH₂); 7.02-7.54 (m, 8H, Ar-H); 8.38 (s, 1H, -NH). MS m/z: 306 (M⁺), 266, 253. *Anal.* Calcd for C₁₇H₁₄N₄O₂: C, 66.69; H, 4.60; N, 18.30. Found: C, 62.35; H, 4.58; N, 18.49.

6-(4-Bromophenyl)-3-oxo-3,4-dihydro-2H-[1,2,4]triazino[4,3-c]quinazoline (8f) Yield: 2.66 g (75%). mp: 155-156 °C. TLC Rf: 0.74. IR (KBr) cm⁻¹: 3453-3499 (br, OH), 3301 (NH), 1657 (C=O), 1585 (C=N). ¹H-NMR (CDCl₃) δ: 4.98 (s, 2H, COCH₂); 7.22-8.42 (m, 8H, Ar-H) 8.55 (s, 1H, -NH). MS m/z: 355 (M⁺, not recorded), 317, 302. *Anal.* Calcd for C₁₅H₉N₄BrO: C, 52.81; H, 2.66; N, 16.42 Found: C, 52.69; H, 2.70; N, 16.61.

6-(4-Nitrophenyl)-3-oxo-3,4-dihydro-2H-[1,2,4]triazino[4,3-c]quinazoline (8g) Yield: 2.72 g (85%). mp: 223-225 °C. TLC Rf: 0.45. IR (KBr) cm⁻¹: 3415-3450 (br, OH), 3304 (NH), 1679 (C=O), 1550 (C=N). ¹H-NMR (CDCl₃) δ: 4.95 (s, 2H, COCH₂); 7.28-8.32 (m, 8H, Ar-H) 8.45 (s, 1H, -NH). MS m/z: 321 (M⁺, not recorded), 283, 268, 253, 238. *Anal.* Calcd for C₁₅H₉N₅O₃: C, 58.64; H, 2.95; N, 22.79 Found: C, 58.95; H, 3.08; N, 22.87.

6-[3-Chlorophenyl]-3-oxo-3,4-dihydro-2H-[1,2,4]triazino[4,3-c]quinazoline (8h) Yield: 2.52 g (81%). mp: 163-165 °C. TLC Rf: 0.43. IR (KBr) cm⁻¹: 3425-3470 (br, OH), 3309 (NH), 1663 (C=O), 1584 (N=H). ¹H-NMR (CDCl₃) δ: 4.94 (s, 2H, COCH₂); 7.24-8.31 (m, 8H, Ar-H). ¹³C-NMR (CDCl₃) δ: 77 (C-4), 120.23 (C-8), 126.66 (C-6'), 127.32 (C-2'), 127.61 (C-11a), 127.96 (C-10 and C-11), 129.36 (C-5'), 129.59 (C-4'), 130.27 (C-9), 134.16 (C-3'), 134.61 (C-1'), 135.69 (C-3), 146.88 (C-7a), 153.34 (C-12), 161.62 (C-6). MS m/z: 311

(M⁺, not recorded), 273, 258. *Anal.* Calcd for C₁₆H₁₁N₄OCl: C, 61.83; H, 3.54; N, 18.04. Found: C, 61.77; H, 3.72; N, 18.27.

Pharmacology

General Methods

Heartly guinea pigs of either sex (7-8 weeks old, 250-300g) were obtained from National Institute of Nutrition (Hyderabad, India), and housed in wire-mesh cages in a restricted access room, under constant conditions (23 ± 2 °C, 12 h light) for 3-4 days before the experiments. The animals were fed standard lab pallets (Hindustan Lever Ltd., Mumbai) and purified water *ad libitum*. Prior to the studies, the animals were fasted for 24 h (i.e., they were deprived of food but maintained on purified water). All the animal experiments were carried out according to internationally valid guidelines, with approval from the 'Institutional Animal Ethics Committee' of the university.

Bronchodilator Activity: Protection Against Histamine-Induced Bronchospasm on Conscious Guinea Pigs (In Vivo Model)

The bronchodilator activity was carried out for all the title compounds by *in vivo* method. For *in vivo* activity, a histamine chamber method [20] was used. Aminophylline was used as standard bronchodilator.

A modification of the technique of van Arman *et al*, was used. A group of five albino guinea pigs of either sex (250-300 g) were fasted for 24 h. The test compounds were administered intraperitoneally at a dose of 50 µM/kilo body weight (kbw) and challenged with a histamine aerosol (0.2% aqueous solution of histamine acid phosphate in a Vaponephrin Pocket Nebulizer, Inco Instruments, Ambala, India) sprayed into a closed transparent cage. The respiratory status, reflecting the increasing degree of bronchoconstriction, was recorded. The observations were made for 30 minutes. The time of the onset of convulsions was recorded. Animals remaining stable (appearing normal, without increased respiratory rate and convulsions) for more than 6 minutes were considered protected against histamine-induced bronchospasm. An intraperitoneal injection of chlorpheniramine maleate at a dose of 25 mg/kbw was given for the recovery of the test animals. Aminophylline (50 µM/kbw) was used as a standard bronchodilator for comparison. The IC₅₀ values have been expressed in terms of percentage protection (Table 1).

RESULTS AND DISCUSSIONS

Chemistry

A literature survey revealed different procedures for the construction of 1,2,4-triazinoquinazolines, using thermal cyclizations [21], cyclocondensation [22], dehydro cyclization [23] and some different synthetic methodologies [24,25]. The synthesis of 6-alkyl-1,2,4-triazino[4,3-c]quinazolines **5a-h** has been effected as depicted in (Fig. 2) and that of 6-aryl-1,2,4-triazino[4,3-c]quinazolines **8a-h** in (Fig. 3). 1,2,4-triazino[4,3-c]quinazolines were synthesized by condensing benzoxazinones **1a-h** with glycine in presence of 1-methoxy-2-(2-methoxyethoxy)ethane or aqueous

Table 1. Bronchodilatory Activity (*In Vivo*) of 6-Alkyl/Aryl-3-Oxo-3,4-Dihydro-2*H*-[1,2,4]Triazino[4,3-*c*]Quinazolines (5*a-h* and 8*a-h*)

Compound ^a	X	X'	R	Mean \pm SD Time of Onset of Convulsions (in Sec.) (n = 5)	% Protection ^b
5a	H	H	CH ₃	338 \pm 158	39.77
5b	Br	H	CH ₃	1800 \pm 0 ^c	88.70
5c	Br	Br	CH ₃	1763 \pm 53	88.47
5d	I	H	CH ₃	1229 \pm 228	83.45
5e	H	H	C ₂ H ₅	296 \pm 61	31.30
5f	Br	H	C ₂ H ₅	1688 \pm 250	87.95
5g	Br	Br	C ₂ H ₅	1700 \pm 224	88.04
5h	I	H	C ₂ H ₅	1686 \pm 91	87.94
8a	H	H	-C ₆ H ₅	991 \pm 70	79.48
8b	H	H	4-CH ₃ -C ₆ H ₄	626 \pm 58	67.54
8c	H	H	2-OCH ₃ -C ₆ H ₄	897 \pm 52	77.34
8d	H	H	3-OCH ₃ -C ₆ H ₄	721 \pm 51	71.79
8f	H	H	4-Br-C ₆ H ₄	833 \pm 100	75.58
8g	H	H	4-NO ₂ -C ₆ H ₄	960 \pm 181	78.81
Aminophylline				1665 \pm 147	87.79
Control				\pm 50	

a) Dose = 50 μ M/kgbw; b) Percentage protection = $[1 - T_1/T_2] \times 100$, Where, T₁ = mean time of onset of convulsions (in Sec.) of control, T₂ = mean time of onset of convulsions (in Sec.) of drug treatment with respect to standard (aminophylline); c) All five guinea pigs were stable above 1800 Sec.

pyridine to give substituted quinazolineacetic acids **2a-h**. The IR spectra of Compound **2** showed characteristic broad carboxylic acid peak at around 3410 cm⁻¹. The incorporation of glycine was further confirmed by the NMR spectra with a peak at 4.6, corresponding to CH₂-C=O group and by mass spectra.

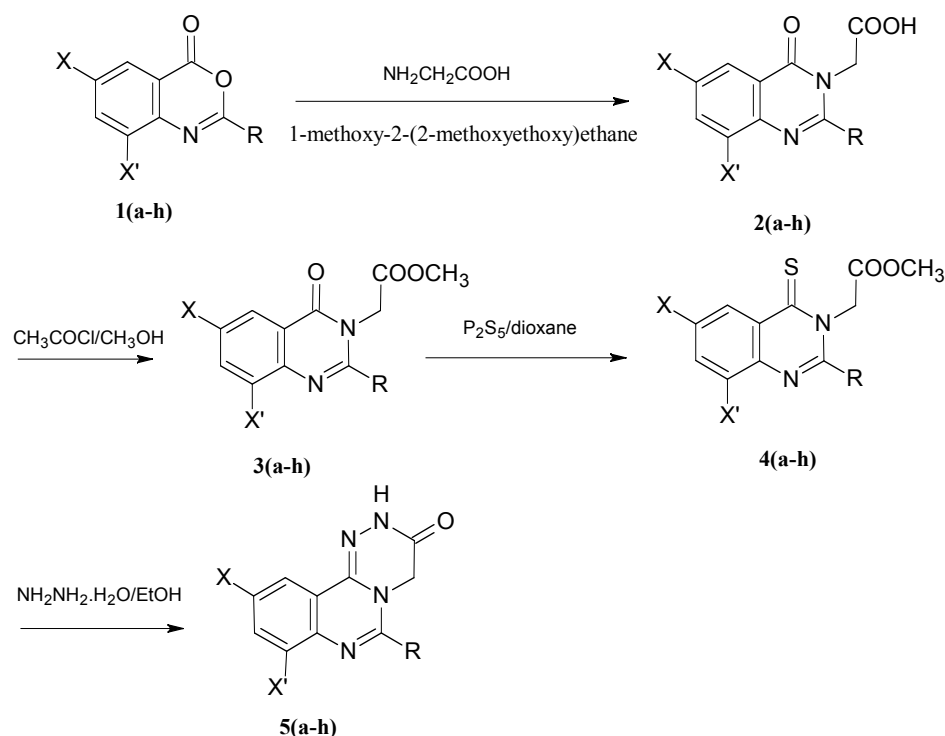
Upon confirmation of Compound **2** spectral data, they were converted to their corresponding esters **3a-h**. Compound **3** were confirmed by the disappearance of the broad carboxylic acid peak in the IR spectra and by appearance of a methyl group as a singlet at δ 1.7 ppm in ¹H NMR spectra. The mass spectra showed the molecular ion peak. Compound **3**, by heating under reflux in phosphorous pentasulphide were converted to **4a-h** their thioxo derivative, confirmed by the spectral data. Upon cyclization with hydrazine hydrate, compound **4** yielded compound **5a-h** ranging from 65 to 69%. In the IR spectrum, the disappearance of C=S peak in compound **4a-h** showed the completion of the reaction to give compound **5a-h**.

Alternatively **2** were converted to their corresponding acid chlorides **6** in presence of thionyl chloride. Acid chloride **6**, without further purification, on treatment with hydrazine hydrate gave the hydrazides **7a-h**. The hydrazides showed a characteristic multiplet at δ 4.7 ppm in ¹H NMR spectra. Compound **7**, in turn cyclized in ethanol gave 6-aryl-1,2,4-triazino[4,3-*c*]quinazolines **8a-h**. The yields were 58-85%. Thus the present route, being advantageous in sim-

ple reaction conditions and easy work-up procedures, has resulted in improved yields.

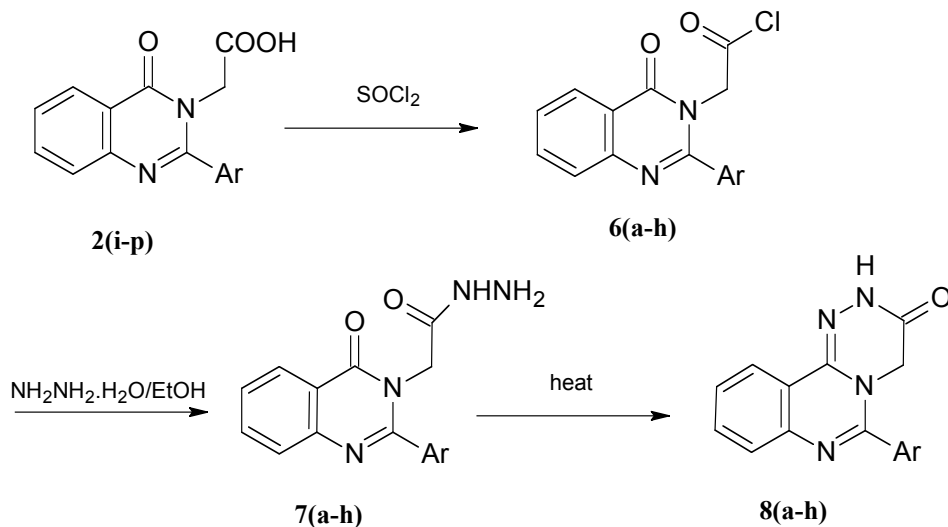
The title compounds **5** and **8** showed a peak at around 3480 cm⁻¹ as a broad weak signal corresponding to the tautomeric carbonyl amido group in their IR spectra. At around 3200-3300 cm⁻¹ a peak appeared for secondary amino group and at 1650 cm⁻¹ a peak appeared for amide carbonyl group. This further revealed the formation of the expected product. The ¹H NMR spectrum showed a singlet at δ 4.86 ppm corresponding to methylene protons at C-4. A doublet of doublet appeared at δ 7.78-7.82 ppm corresponding to the proton at C-9. Also, two doublets appeared at δ 7.53-7.56 ppm and δ 8.36 ppm, corresponding to two protons at C-8 and C-11 respectively for unsubstituted triazinoquinazolines. The NH proton could be recorded below δ 9 ppm. In CMR spectrum, characteristic peaks were observed to due keto-enol tautomerism of -COCH₂- group. The signal of the tertiary carbon of HO-C(NH)=CH- appeared at 147 δ ppm and of secondary carbon appeared at 77 δ ppm.

Though the mass spectrum [EI-MS] did not show a molecular ion peak (M⁺) the fragmentation pattern is characteristic to its structure. The loss of carbon suboxide (C₂O) was found to be a common path in triazino[4,3-*c*]quinazolines. The fragmentation pattern of 10-bromo-6-methyl-3-oxo-3,4-dihydro-2*H*-[1,2,4]triazino[4,3-*c*]quinazoline (**5a**) is explained. The molecular ion of compound **5a** was recorded at m/z 307 with a relative abundance of 1%. On losing carbon



(a): X = H; X' = H, R = CH₃; (b): X = Br; X' = H, R = CH₃; (c): X = Br; X' = Br, R = CH₃; (d): X = I; X' = H, R = CH₃; (e): X = H; X' = H, R = C₂H₅; (f): X = Br; X' = H, R = C₂H₅; (g): X = Br; X' = Br, R = C₂H₅; (h): X = I; X' = H, R = C₂H₅

Fig. (2). Synthesis of 6-alkyl-1,2,4-triazino[4,3-c]quinazolines 5(a-h).



Ar = (a,i): -C₆H₅; (b,j): 4-CH₃-C₆H₄; (c,k): 2-OCH₃-C₆H₄; (d,l): 3-OCH₃-C₆H₄; (e,m): 4-OCH₃-C₆H₄; (f,n): 4-Br-C₆H₄; (g,o): 4-NO₂-C₆H₄; (h,p) 3-Cl-C₆H₄

Fig. (3). Synthesis of 6-aryl-1,2,4-triazino[4,3-c]quinazolines 8(a-h).

suboxide (C₂O), molecular ion produced a base peak at m/z 267. By losing an amino group, the base peak yielded m/z 251 with a relative abundance of 37%. Further, on losing a cyano group and two protons sequentially produced ions at m/z 225 (14%), m/z 224 (20%) and m/z 223 (15%). The ion m/z 223 on lose of cyanide radical gave a peak at m/z 197 with a relative abundance of 68%. Further m/z 197, on sub-sequential losses of two methylenes and a nitrogen radical produced ions m/z 183 (13%), m/z 169 (13%) and bromo benzene radical (m/z 155; 15%) respectively.

Pharmacology

Protection Against Histamine-Induced Bronchospasm on Conscious Guinea Pigs (In Vivo Model)

Sixteen compounds of triazino-fused quinazolines containing both alkyl and aryl substitutions with halo substitutions on the quinazolinone ring were evaluated for bronchodilator activity at the dose level of 50 μM/kbw based on the reported methods [20]. Most of the compounds were found to exhibit bronchodilator activity in guinea pig (*in vivo*) models. Percentage protection data showed that all the test com-

pounds of series have shown protection in the range of 31-89%.

To find out the statistical significance between data, a one-way ANOVA (Dunnett's test) was performed. The compounds **8e** and **8h** were found to be inactive. Structure activity relationship (SAR) studies indicated that the alkyl and aryl substitutions at 6th position of triazino[4,3-*c*]quinazolines and substituents at 8th and 10th position of triazinoquinazoline ring found to exert varied biological activity. Among the 6-aryl-triazino[4,3-*c*]quinazolines, compounds **8a**, **c** and **g** (79.48, 77.34 and 78.81% protection respectively) were found to be comparably potent to the standard (aminophylline). Among the 6-alkyl-triazino[4,3-*c*]quinazolines, 6-ethyl derivatives were less potent than their corresponding methyl analogues. 8, 10-halo substitution increased their activity levels compared to unsubstituted compounds, and found to be equipotent or more potent than aminophylline.

All the test compounds have exhibited bronchodilatory activity in *in vivo* evaluation and most of the compounds were found to be equipotent when compared with the reference compound. The design of the title compounds, as indicated, was done on the basis of xanthine skeleton. Although lacking a xanthine nucleus in their structures, these compounds exhibited bronchodilatory effects similar to xanthine derivatives. The results of SAR studies show identical features in both the series of the title compounds. The presence of electron withdrawing groups enhanced the potency, in general. Hence, bromo-substituted compounds were the most potent in alkyl series and a nitro substitution on phenyl ring seems to increase the activity. This reveals that the incorporation of an aryl ring with halo substitution, to the theophylline bioisostere increases its potency.

CONCLUSION

In conclusion, we have designed and synthesized a set of novel 6-alkyl/aryl triazino[4,3-*c*] quinazolines as possible bronchodilators. Although they lack a xanthine nucleus in their structure, the quinazolines exhibited bronchodilatory effects similar to xanthine derivatives. All the test compounds exhibited bronchodilatory activity in *in vivo* evaluation. Further studies are in progress to determine the exact mechanism of these molecules, and to explore other possible isosteres.

ACKNOWLEDGEMENT

We wish to thank the Principal, University College of Pharmaceutical Sciences, Kakatiya University, Warangal, for providing facilities to carry out this work. One of the authors (RSK) is grateful to UGC, New Delhi, for receiving a Junior Research Fellowship.

REFERENCES

- [1] Balkisson, R. Asthma overview. *Prim. Care*, **2008**, *35*, 41-60.
- [2] Prasad, M.R.; Bahekar R.H.; Rao, A.R.R. Recent perspectives in the design of antiasthmatic agents. *Pharmazie*, **2000**, *55*, 475-482.
- [3] Suzuki, F.; Kurodo, T.Y.; Nakasato, M.H.; Ohmmori, K.; Kitamura, S.; Ichimura, F.; Ohno, T.; New Bronchodilators 1: 1,5-Substituted-1*H*-imidazo[4,5-*c*]quinolin-4(5*H*)-ones. *J. Med. Chem.*, **1992**, *35*, 4045-4053.
- [4] Suzuki, F.; Kurodo, T.; Kawakita, T.; Mannabe, H.; Kitamura, S.; Ohmmori, K.; Ichimura, M.; Kase, H.; Ichikawa, S. New Bronchodilators 3: Imidazo[4,5-*c*][1,8]naphthyridin-4[5*H*]-ones. *J. Med. Chem.*, **1992**, *35*, 4866-4874.
- [5] Prasad M.R.; Rao A.R.R.; Rao P.S.; Kombu R.S.; Meena S.; Madhavi, K. Synthesis and adenosine receptor binding studies of some novel triazolothienopyrimidines. *Eur. J. Med. Chem.*, **2008**, *43*, 614-620.
- [6] Bahekar, R.H.; Rao, A.R.R. Bronhodilation and structure activity relationship studies on new 6-substituted benzimidazo[1,2-*c*]quinazolines. *Arzneim.-Forsch. Drug Res.*, **2000**, *50*, 712-716.
- [7] Bahekar, R.H.; Rao, A.R.R. Synthesis, evaluation and structure-activity relationships of 5-alkyl-2,3-dihydroimidazo[1,2-*c*]quinazoline, 2,3-dihydroimidazo[1,2-*c*] quinazolin-5(6*H*)-thiones and their oxo-analogues as new potential bronchodilators: *Arzneim.-Forsch. Drug Res.*, **2001**, *51*, 284-292.
- [8] Suma, G.; Bahekar, R.H.; Rao, A.R.R. A facile method with improved yields in the synthesis of 6-arylpyrido[2',3':4,5]pyrimido[1,6-*a*]benzimidazoles. *Org. Prep. Proced. Int.*, **2000**, *32*, 99-101.
- [9] Prasad, M.R.; Rao, A.R.R.; Rao, P.S.; Kombu, R.S. Microwave assisted synthesis of novel 5-substituted-imidazolo[1,5-*c*]thieno[3,2-*e*]pyrimidines. *Synthesis*, **2001**, *14*, 2119-2123.
- [10] Kombu, R.S.; Rao, A.R.R.; Mogiliah, K.; Prasad, M.R. 1,2,4-Triazolo[1,5-*c*] quinazolines- A one pot synthesis: *J. Chem. Res. (S)*, **2002**, 490-492.
- [11] Wu, P.H.; Phillis, J.W.; Nye, M.J. Alkylxanthines as adenosine receptor antagonists and membrane phosphodiesterase inhibitors in central nervous tissue: Evaluation of structure-activity relationships. *Life Sci.*, **1982**, *31*, 2857-2867.
- [12] Varma, R.S.; Bahadur, S.; Agnihotri, A.K. Potential biologically active agents, XXVII: Synthesis of some 4-substituted (phenylthio)acetic acids. *Arch. Pharm., (Weinheim, Germany)*, **1981**, *314*, 97-103.
- [13] Lempert-Sréter, M.; Lempert, K.; Möller, J. Electron deficient heteroaromatic ammonioamidates. Part 26. *N*-(quinazolin-3-*io*)amidates. Part 13. Phototransformations of an *N*-(quinazolin-3-*io*)thioamidate and of a 10*bH*-1,3,4-thiadiazolo[3,2-*c*]quinazoline, the ring isomer of an *N*-(quinazolin-3-*io*)thioamidate, and the photochemical formation of some 4,4'-biquinazolinylns. *J. Chem. Soc. Perkin 1*, **1984**, 1143-1151.
- [14] Baker, B.R.; Querry, M.V.; Schaub, R.E.; Williams, J.H. An antimalarial alkaloid from hydrangea. VI. A second synthesis of 3-[β-keto-γ-(2-piperidyl)propyl]-4-quinazolone. *J. Org. Chem.*, **1952**, *17*, 58-67.
- [15] Kulkarni, Y.D.; Kumar, B.; Abdi, S.H.R. Possible anthelmintic compounds. Part-II: Mannich bases from 2-aryl/alkyl-3-(aryl/alkylbenzimidazolyl)quinazolin-4(3*H*)-ones. *J. Indian Chem. Soc.*, **1983**, *60*, 906-907.
- [16] Pandey, V.K.; Raj, N. Synthesis and antifertility activity of 1,4-disubstituted 3-[3'-(2'-phenyl-4'-oxoquinazoliny)]-2-azetidiones. *Curr. Sci.*, **1986**, *55*, 785-787.
- [17] Devender Rao, A.; Ravi Shankar, C.H.; Bhaskar Rao, A.; Reddy, V.M. Synthesis and biological activity of 3-(5-aryl-1,3,4-oxadiazol-2-ylmethyl)-2-methyl-4(3*H*)-quinazolinones. *Indian J. Chem.*, **1986**, *25B*, 665-667.
- [18] Deodhar, K.D.; D'Sa, A.D.; Pednekar, S.R.; Kanekar, D.S. A New Synthesis of Fused 1,2,4-Triazine Derivatives. *Synthesis*, **1982**, *10*, 853-854.
- [19] Malamas, M.S.; Millen, J. Quinazolineacetic and related analogs as aldose reductase inhibitors. *J. Med. Chem.*, **1991**, *34*, 1492-1503.
- [20] van Arman, G.G.; Miller, L.M.; O'Malley, P. SC10049, A catecholamine bronchodilator and hyperglycaemic agent. *J. Pharmacol. Exp. Ther.*, **1961**, *133*, 90-97.
- [21] Trepanier, D.L.; Sunder, S. 6-Pyridyl-tetrahydro-1,2,4-triazinoquinazolines. US Patent 3,919,219, November 11, **1975**.
- [22] Trepanier, D.L.; Sunder, S. 6-(Phenyl and substituted phenyl)tetrahydro-1,2,4-triazinoquinazolines. US Patent 3,919,220, November 11, **1975**.

- [23] Trepanier, D.L.; Sunder, S. 1,2,4-Triazino[4,3-*e*]- and [2,3-*c*] quinazolines II. *J. Heterocycl. Chem.*, **1975**, *12*, 321.
- [24] Trepanier, D.L.; Sunder, S. 3-(2-Acylaminophenyl)-1,2,4-triazines. US Patent, 3919215, *Chem.* November 11, **1975**.
- [25] Schlecker, R.; Treiber, H.J.; Behl, B.; Hofmann, H.P. Triazolopyrimidone pharmaceuticals. *Ger. Pat. Offen.* DE 4241562, June 16, **1994**.

Received: October 15, 2008

Revised: October 31, 2008

Accepted: November 1, 2008

© Kombu *et al.*; Licensee Bentham Open.

This is an open access article licensed under the terms of the Creative Commons Attribution Non-Commercial License (<http://creativecommons.org/licenses/by-nc/3.0/>) which permits unrestricted, non-commercial use, distribution and reproduction in any medium, provided the work is properly cited.